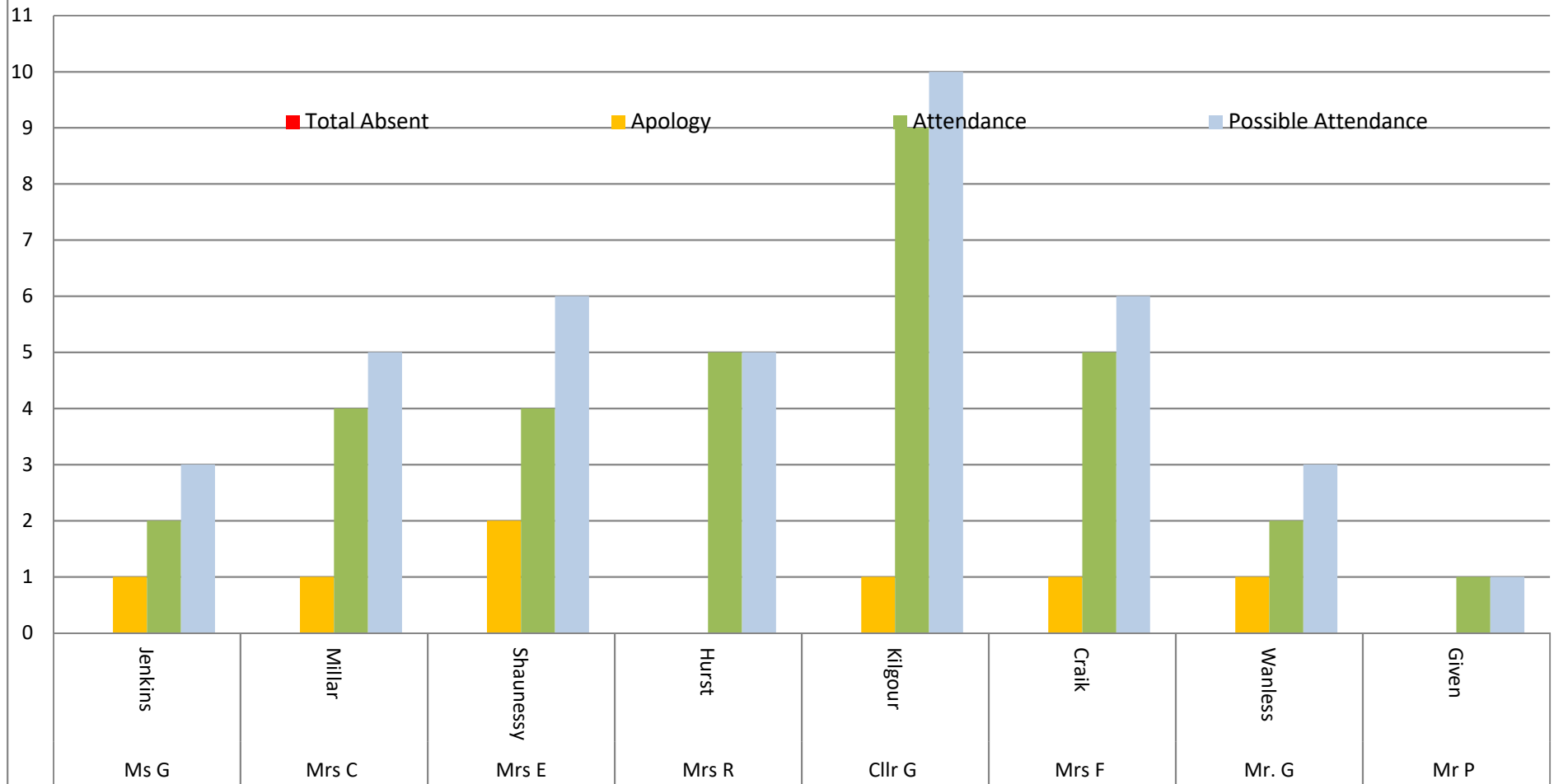
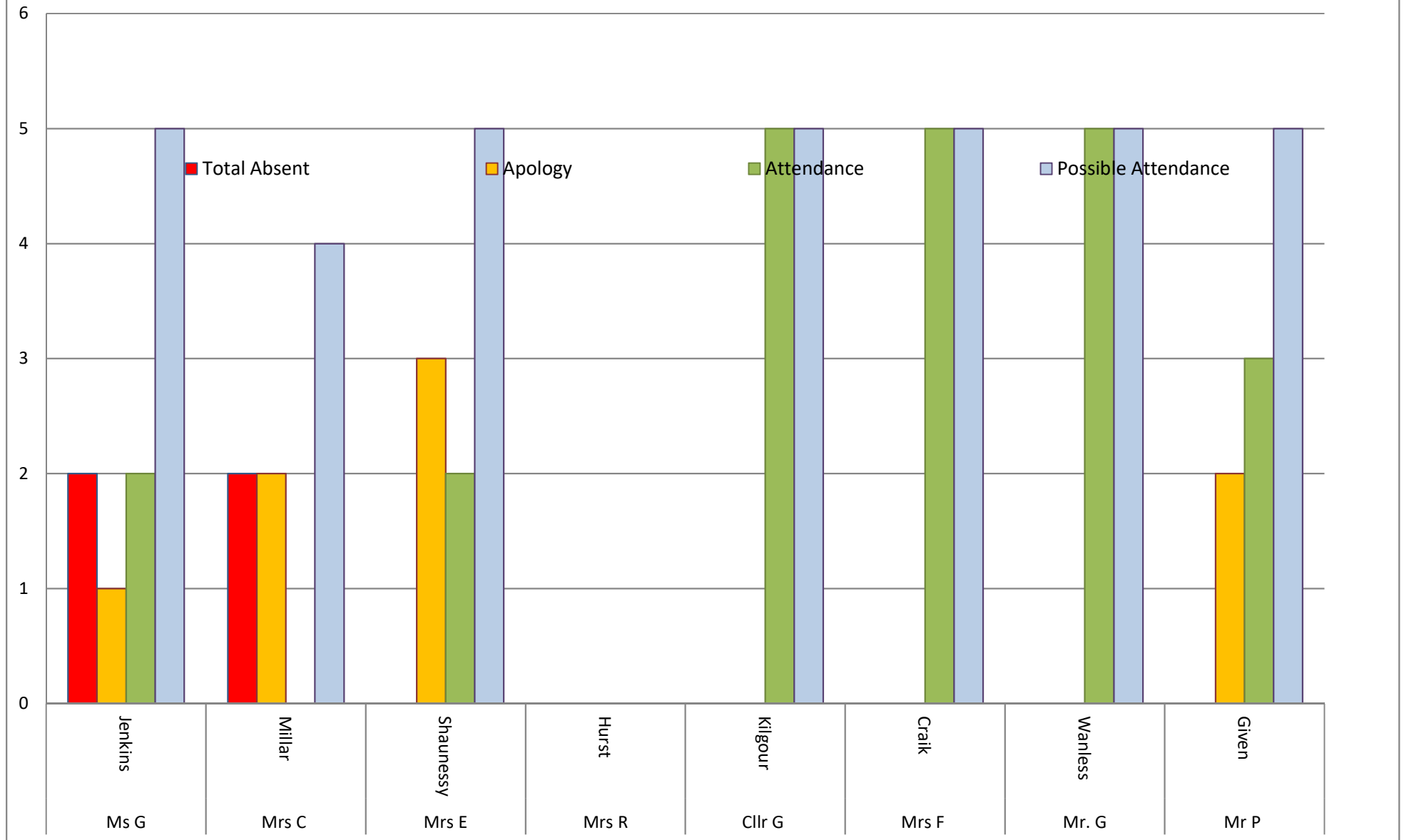


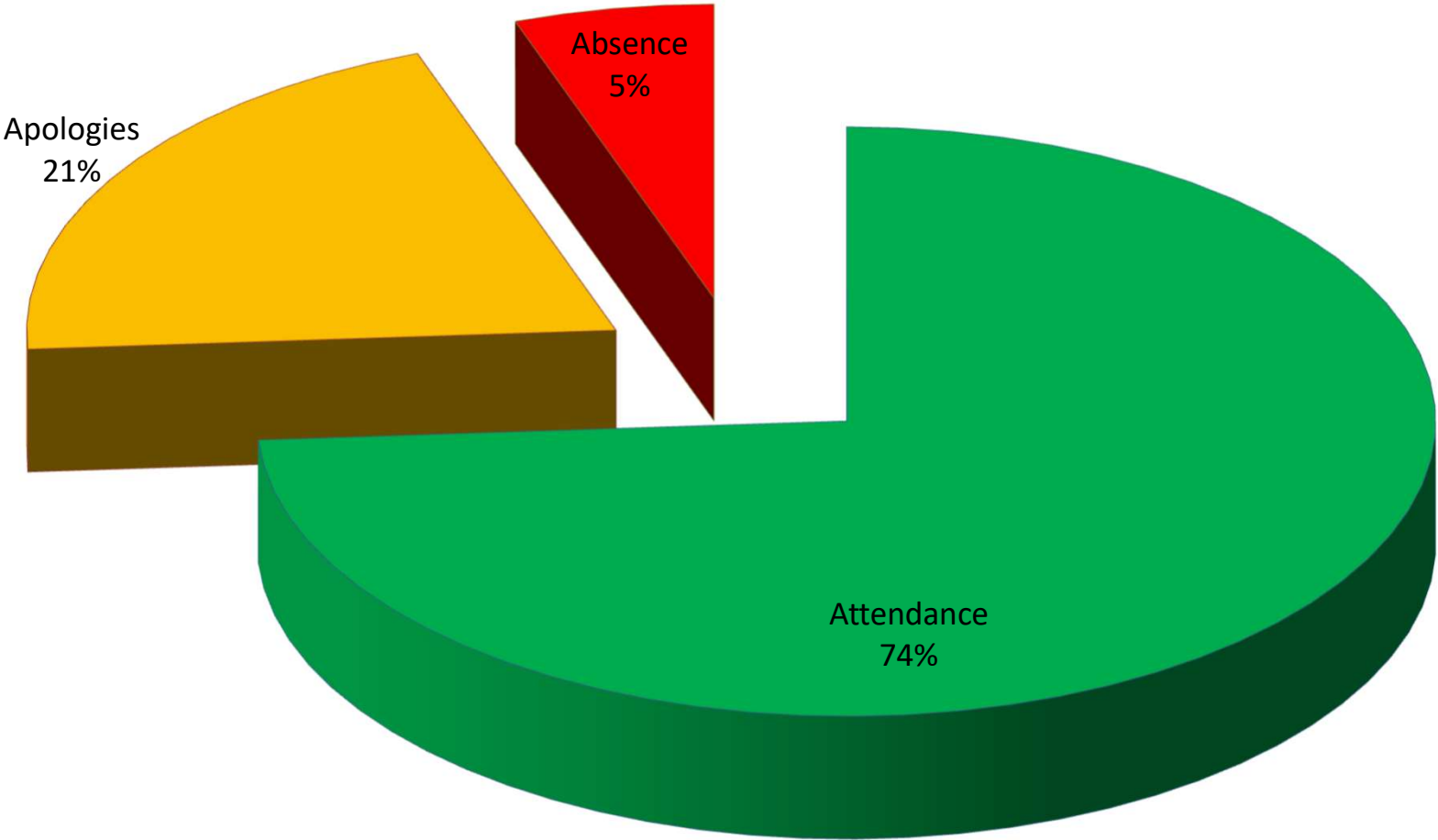
# Committees Chart



# FGB Chart



# Total GB Attendance



### FGB Data

Title	Total Absent	Apology	Attendance	Possible Attendance
Ms G Jenkins	2	1	2	5
Mrs C Millar	2	2	0	4
Mrs E Shaunessy	0	3	2	5
Mrs R Hurst	0	0	0	0
Cllr G Kilgour	0	0	5	5
Mrs F Craik	0	0	5	5
Mr. G Wanless	0	0	5	5
Mr P Given	0	2	3	5

### Committees Data

	Total Absent	Apology	Attendance	Possible Attendance
Ms G Jenkins	0	1	2	3
Mrs C Millar	0	1	4	5
Mrs E Shaunessy	0	2	4	6
Mrs R Hurst	0	0	5	5
Cllr G Kilgour	0	1	9	10
Mrs F Craik	0	1	5	6
Mr. G Wanless	0	1	2	3
Mr P Given	0	0	1	1

	Total Attendance	Total Apologies	Total Absence	Possible Attendance	Attendance %	Apologies %	Absence %
Ms G Jenkins	4	2	2	8	50%	25%	25%
Mrs C Millar	4	3	2	9	44%	33%	22%
Mrs E Shaunessy	6	5	0	11	55%	45%	0%
Mrs R Hurst	5	0	0	5	100%	0%	0%
Cllr G Kilgour	14	1	0	15	93%	7%	0%
Mrs F Craik	10	1	0	11	91%	9%	0%
Mr. G Wanless	7	1	0	8	88%	13%	0%
Mr P Given	4	2	0	6	67%	33%	0%
	54	15	4	73	74%	21%	5%